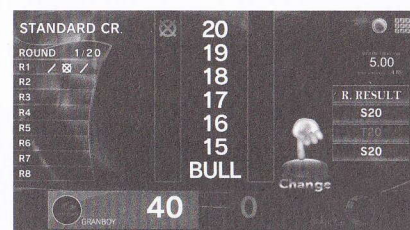


Rule introduction of basic 3 games


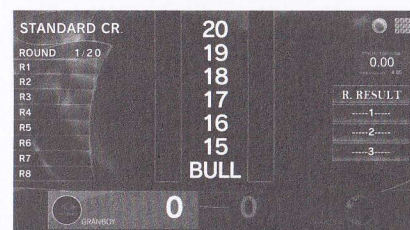
STANDARD CRICKET

Use Tactics to Attack and Defend! Domination Game!



Max Rounds 20 rounds

1 round 3 darts



STANDARD CRICKET is a tactics game as popular as O1GAME. This game uses seven areas on the board.

【 20 / 19 / 18 / 17 / 16 / 15 / BULL 】


One single shot is counted as one mark 【 / 】 , two as two marks 【 X 】 , and three as three marks 【 ⊗ 】 Then the area becomes yours. One Triple shot is considered as three marks. After make a area turned to yours, earn points when hitting there.

In a match, an opponent marks three in your area. Then it becomes closed and you can't earn points there.

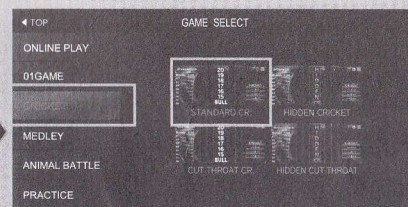
A player who occupies all seven areas and has the highest score is a winner. Add points or close an opponent area. Switch attack or defense to get a win.

You can play this game from the screen below.

GAME SELECT Select the button.

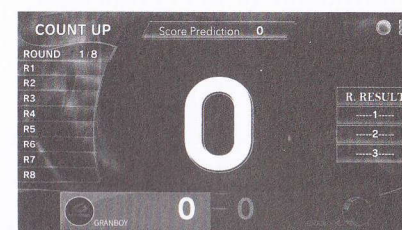


Select CRICKET and appear on the right side. Please select the screen of STANDARD CR.



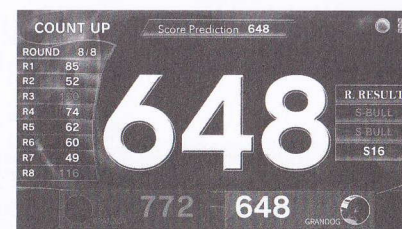

COUNT UP

Shoot at Bull for the Highest Score!



Rounds 8 rounds

1 round 3 darts



COUNT UP is very simple, but also interesting. Three darts a round, and all eight rounds. This is a game of how many points you can earn with total 24 darts.


Even thought playing with some player, all players throw 24 darts in total eight rounds. A player who has the highest score is a winner.

Two Circle at the center of the board marks 50 points. How many times you shoot at the center is going to be a key to get a win in this game


If you shoot all 24 darts at the center, total is 1200 points. For beginners, why don't you mark 500 at first?

You can play this game from the screen below.

GAME SELECT Select the button.



Select PRACTICE and display on the right side. Please select COUNT UP game screen.



3 Steps to Start Darts Game

STEP1

Preparing the app and registering an account

■ Download App from Stores in a Smart Phone or Tablet



App Name
GRAN BOARD
(Free to download)
アプリ内課金があります

Apple, Apple logo, iPad, iPhone, iPod Touch are trademarks registered in the U.S and other countries. Apple Store is a service mark of Apple Inc.
「Google Play」, 「Google Play Logo」, and 「Android」 are trademarks or registered trademarks.




Recommended device for using the app

iOS device with iOS 11 or later Android device with Android OS 6.0 or later, main memory 3GB or more

※ GRANBOARD app is designed for smartphones and tablets. The app may not operate properly on some devices (Android TV Box, Chromebook, etc.).

■ After Successfully Download App, Prepare for Making a New Account.



Enter Email, Gran ID and Password for a New account

※Please keep email address and password because they are required to log in when re-install the app in other device or share one account with others.

STEP2

Create a player card

■ Make Player Card to Manage Play Data



Setting Player Icon

Tap on the camera icon and it brings up the camera roll. Select your favorite icon as your player icon.

Setting Player Name

Register your player name which will be displayed on your player card
(Background is also customizable from the menu)

Various of convenience features are available after you register a player card



Manage Play Data Details



Customize Game Screen



Online Play



Communicate with darts friends



Send messages to other players



Check world rankings

Attention to Safety

●Don't throw darts at person and animals. There is a danger of injury. ●Don't touch with wet hands. ●Please hang a dartboard on solid wall to hold. ●If hanging on a wall, please hang it at places where children can't touch.

Attention to Play

●It requires preparing iOS or Android smartphones or tablets. ●The use of heavy darts is a cause of damages and deterioration of the app. ●GRAN BOARD is not waterproof. Please don't get GRAN BOARD wet and under the sunlight.

STEP3

Starting GRANBOARD / Bluetooth Connection

Start GRANBOARD and Connect The App to Your Device

* USB power supply is required for LED effects. (USB Type-C)


Start GRANBOARD with USB



The USB Type-C port is located directly at bottom of the board. Please plug in the USB cable there.

Start GRANBOARD with AA Batteries

* LED effects will not illuminate



It is able to play games as normally with two AA battery for a couple day.

LED light beside the power switch flashes in red as you turn the power on. The app connects to the board automatically, then LED light becomes green. Setting is completed when the app successfully connected to the board.

In the case of connection could not be done successfully, follow the connecting navigation which you can find in HELP on the bottom of home screen.



*AA batteries are sold separately. Do not mix batteries, use different batteries, mixed alkaline batteries, and manganese batteries. They may cause leakage or rupture.

GRAN OFFICIAL WEBSITE
www.gran-darts.com

Warranty

Warranty Content if GRAN BOARD is broken within warranty period even though using appropriately, please ask a shop you purchased, or Support Center.

(Please keep the receipt. We require you to show us.)

Please be careful. You CAN NOT receive supports if losing the receipt

Warranty Period 3 month after the purchase

Name

Phone Number

Email Address

Address

⚠ Attention

of a wound, or being blind. ●Please don't play around children. If a dartboard is fallen down, it is dangerous. ●The point of darts is like a needle on purpose, so please don't use without darts game. ●Be careful of an electric shock. Please don't use GRAN BOARD on weak wall like plaster, There is a danger of the fall down of dartboard. ●Please make sure that there is no person, animal, and something easy to break around a dartboard when throwing darts. ●After playing darts, please put darts in the case.

for darts game. You can't play only with GRAN BOARD. ●Please make sure whether your devices are compatible with GRAN BOARD App. ●GRAN BOARD is only available for soft tip darts. Don't use steel tip darts. It causes damages and deformation. ●The wall might be hurt if you miss throwing darts and hit at the wall. ●Please don't do baseball throwing. GRAN BOARD becomes damaged, broken, or deformation. ●Don't use and put GRAN BOARD at places where it is hot, humid, or wet. ●GRAN BOARD is basically for the home use. Please don't use with the business use.

www.gran-darts.com Business hours AM 10:00—PM 19:00 We also receive inquiries from Facebook Message. <https://www.facebook.com/granboard.official/>